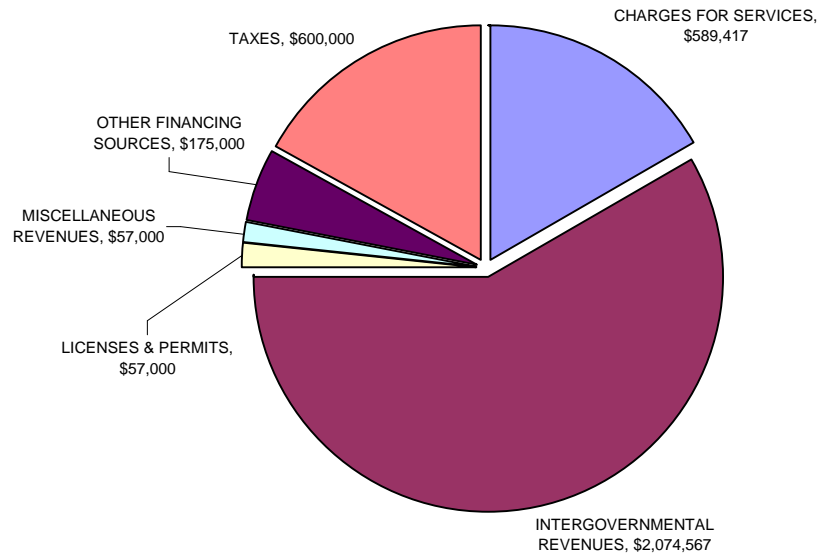
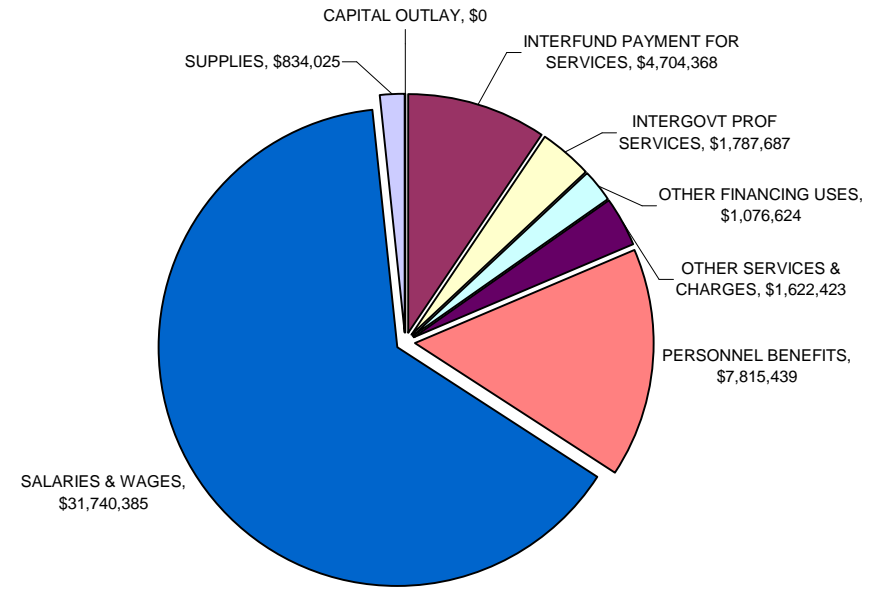


City of Spokane
Budget Analysis

General Fund; Police Department
2009 Budget - Revenue



General Fund; Police Department
2009 Budget - Expense

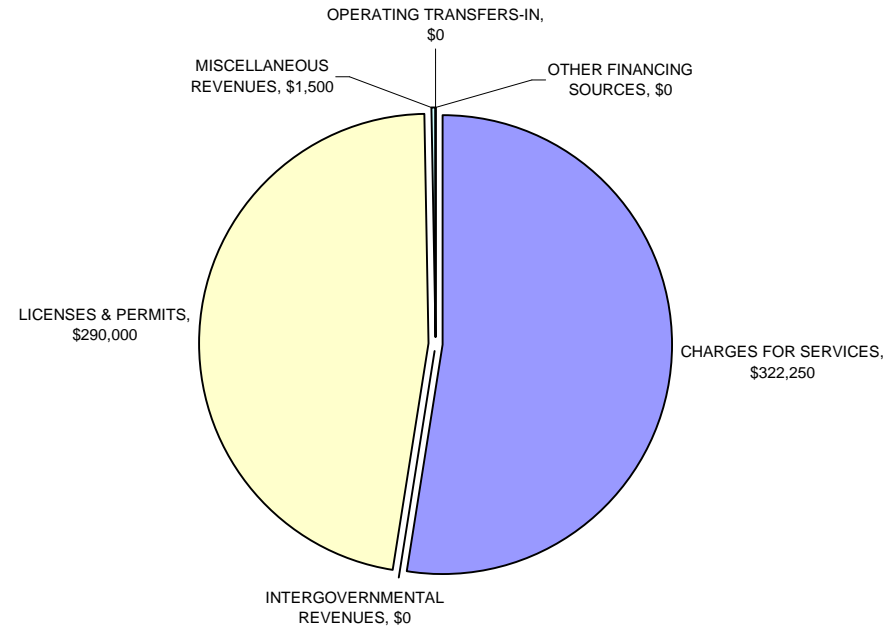


Police Department, Revenue	
CHARGES FOR SERVICES	\$589,417
INTERGOVERNMENTAL REVENUES	\$2,074,567
LICENSES & PERMITS	\$57,000
MISCELLANEOUS REVENUES	\$57,000
OTHER FINANCING SOURCES	\$175,000
TAXES	\$600,000
Grand Total	\$3,552,984

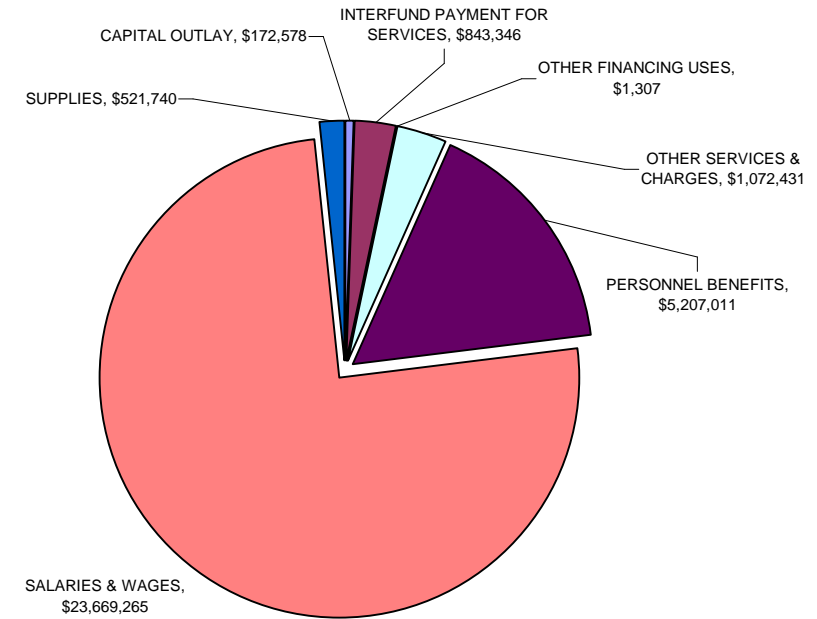
Police Department, Expense	
CAPITAL OUTLAY	\$0
INTERFUND PAYMENT FOR SERVICES	\$4,704,368
INTERGOVT PROF SERVICES	\$1,787,687
OTHER FINANCING USES	\$1,076,624
OTHER SERVICES & CHARGES	\$1,622,423
PERSONNEL BENEFITS	\$7,815,439
SALARIES & WAGES	\$31,740,385
SUPPLIES	\$834,025
Grand Total	\$49,580,951

City of Spokane
Budget Analysis

General Fund; Fire Department
2009 Budget - Revenue



General Fund; Fire Department
2009 Budget - Expense

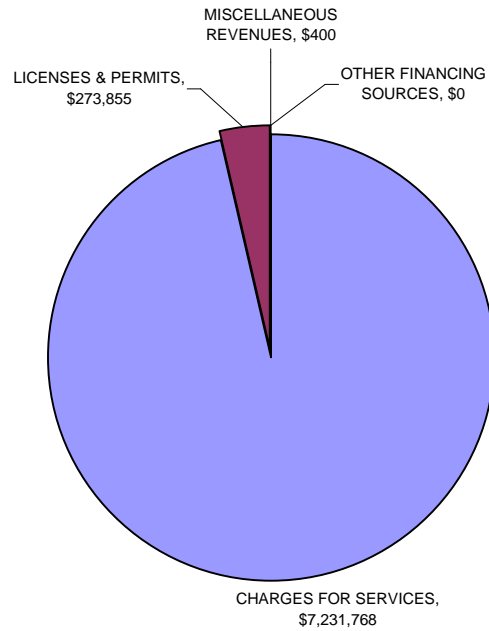


Fire Department, Revenue	
CHARGES FOR SERVICES	\$322,250
INTERGOVERNMENTAL REVENUES	\$0
LICENSES & PERMITS	\$290,000
MISCELLANEOUS REVENUES	\$1,500
OPERATING TRANSFERS-IN	\$0
OTHER FINANCING SOURCES	\$0
Grand Total	\$613,750

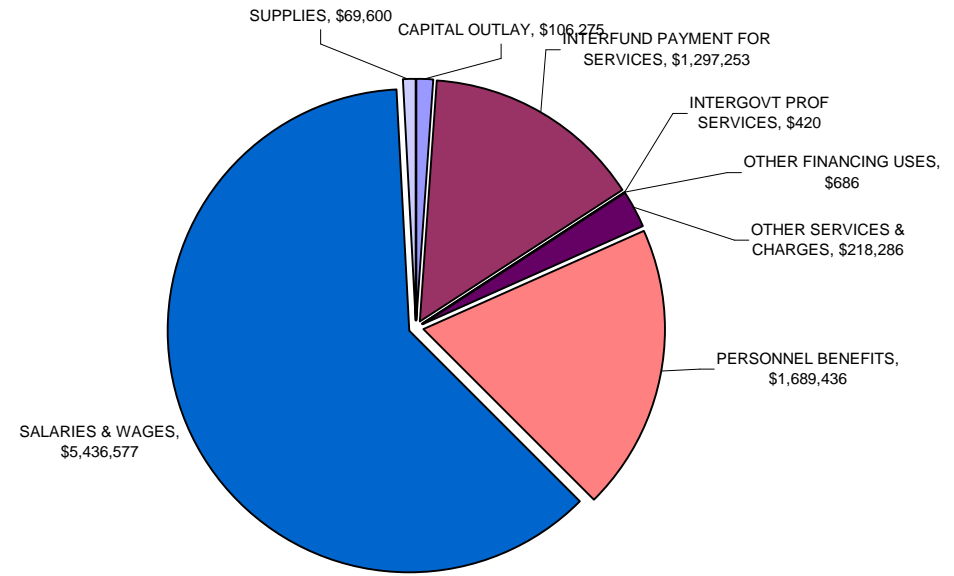
Fire Department, Expense	
CAPITAL OUTLAY	\$172,578
INTERFUND PAYMENT FOR SERVICES	\$843,346
OTHER FINANCING USES	\$1,307
OTHER SERVICES & CHARGES	\$1,072,431
PERSONNEL BENEFITS	\$5,207,011
SALARIES & WAGES	\$23,669,265
SUPPLIES	\$521,740
Grand Total	\$31,487,678

City of Spokane
Budget Analysis

General Fund; Engineering Services Department
2009 Budget - Revenue



General Fund; Engineering Services Department
2009 Budget - Expense

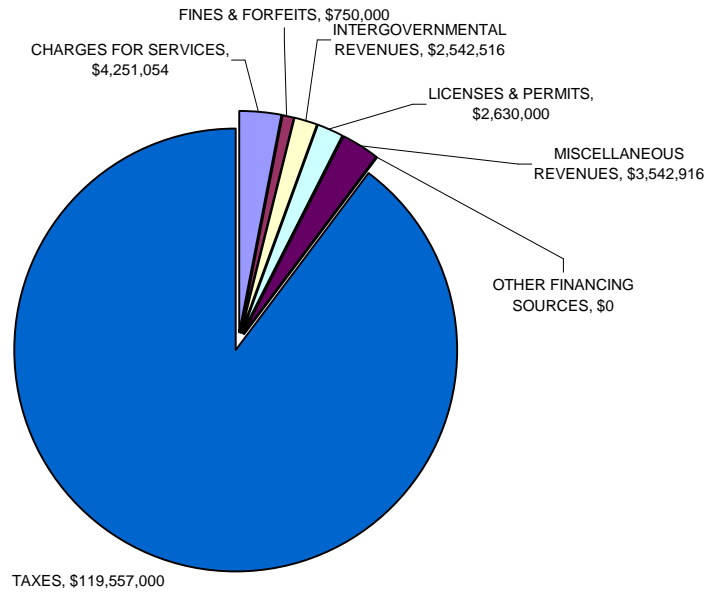


Engineering Services Department, Revenue	
CHARGES FOR SERVICES	\$7,231,768
LICENSES & PERMITS	\$273,855
MISCELLANEOUS REVENUES	\$400
OTHER FINANCING SOURCES	\$0
Grand Total	\$7,506,023

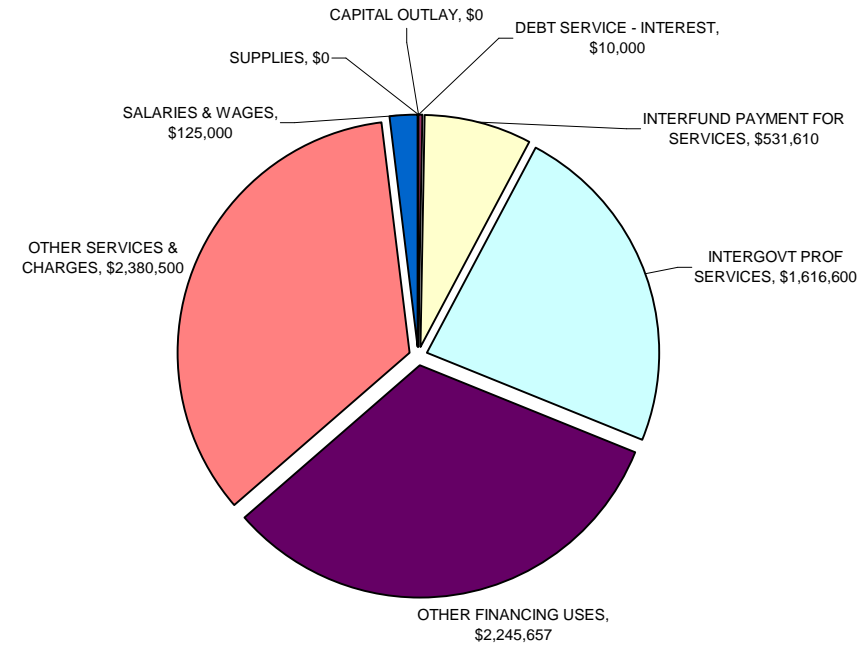
Engineering Services Department, Expense	
CAPITAL OUTLAY	\$106,275
INTERFUND PAYMENT FOR SERVICES	\$1,297,253
INTERGOVT PROF SERVICES	\$420
OTHER FINANCING USES	\$686
OTHER SERVICES & CHARGES	\$218,286
PERSONNEL BENEFITS	\$1,689,436
SALARIES & WAGES	\$5,436,577
SUPPLIES	\$69,600
Grand Total	\$8,818,533

City of Spokane
Budget Analysis

General Fund; Nondepartmental
2009 Budget - Revenue



General Fund; Nondepartmental
2009 Budget - Expense

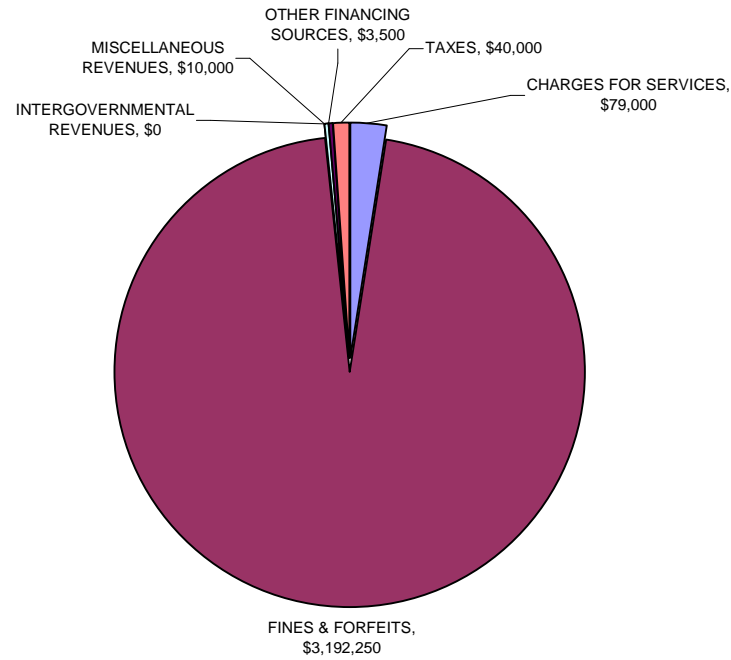


Nondepartmental, Revenue	
CHARGES FOR SERVICES	\$4,251,054
FINES & FORFEITS	\$750,000
INTERGOVERNMENTAL REVENUES	\$2,542,516
LICENSES & PERMITS	\$2,630,000
MISCELLANEOUS REVENUES	\$3,542,916
OTHER FINANCING SOURCES	\$0
TAXES	\$119,557,000
Grand Total	\$133,273,486

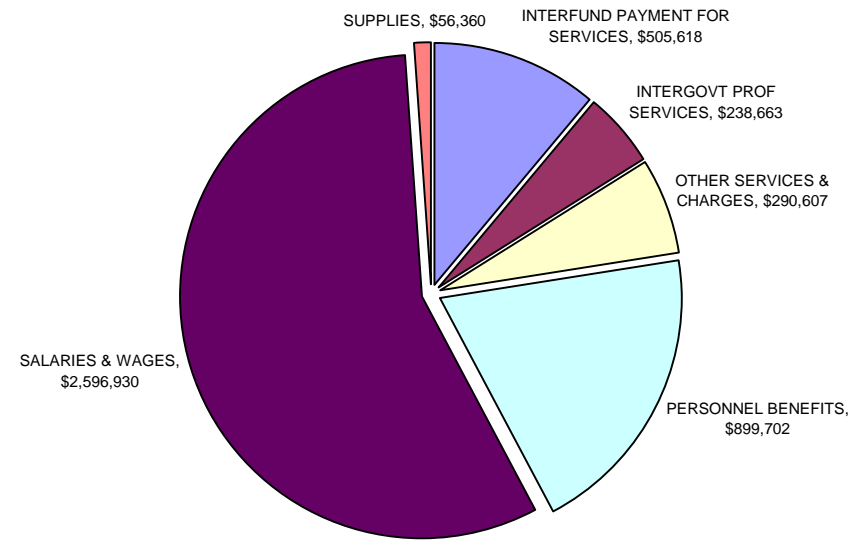
Nondepartmental, Expense	
CAPITAL OUTLAY	\$0
DEBT SERVICE - INTEREST	\$10,000
INTERFUND PAYMENT FOR SERVICES	\$531,610
INTERGOVT PROF SERVICES	\$1,616,600
OTHER FINANCING USES	\$2,245,657
OTHER SERVICES & CHARGES	\$2,380,500
SALARIES & WAGES	\$125,000
SUPPLIES	\$0
Grand Total	\$6,909,367

**City of Spokane
Budget Analysis**

**General Fund; Municipal Court Department
2009 Budget - Revenue**



**General Fund; Municipal Court Department
2009 Budget - Expense**

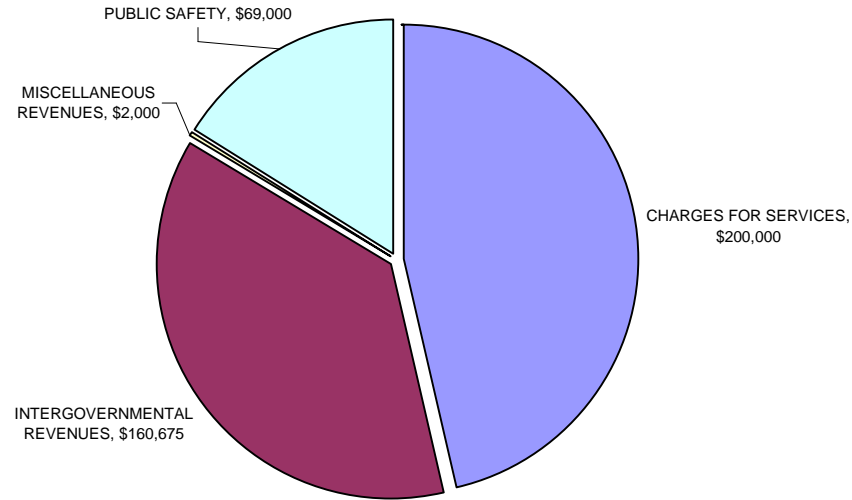


Municipal Court Department, Revenue	
CHARGES FOR SERVICES	\$79,000
FINES & FORFEITS	\$3,192,250
INTERGOVERNMENTAL REVENUES	\$0
MISCELLANEOUS REVENUES	\$10,000
OTHER FINANCING SOURCES	\$3,500
TAXES	\$40,000
Grand Total	\$3,324,750

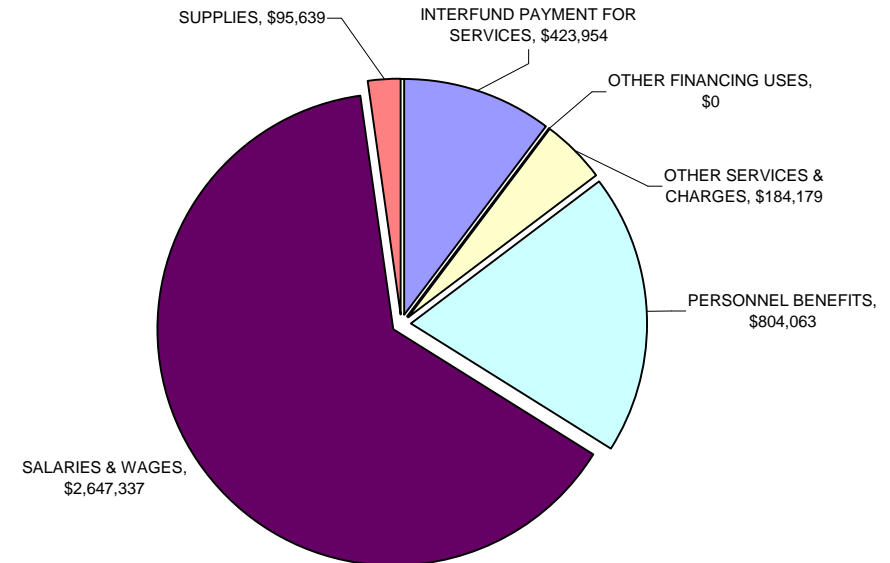
Municipal Court Department, Expense	
INTERFUND PAYMENT FOR SERVICES	\$505,618
INTERGOVT PROF SERVICES	\$238,663
OTHER SERVICES & CHARGES	\$290,607
PERSONNEL BENEFITS	\$899,702
SALARIES & WAGES	\$2,596,930
SUPPLIES	\$56,360
Grand Total	\$4,587,880

City of Spokane
Budget Analysis

General Fund; Legal Department
2009 Budget - Revenue



General Fund; Legal Department
2009 Budget - Expense



Legal Department, Revenue

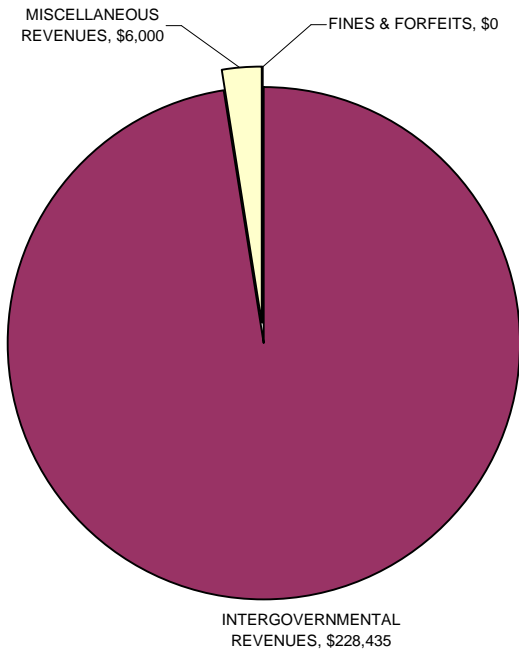
CHARGES FOR SERVICES	\$200,000
INTERGOVERNMENTAL REVENUES	\$160,675
MISCELLANEOUS REVENUES	\$2,000
PUBLIC SAFETY	\$69,000
Grand Total	\$431,675

Legal Department, Expense

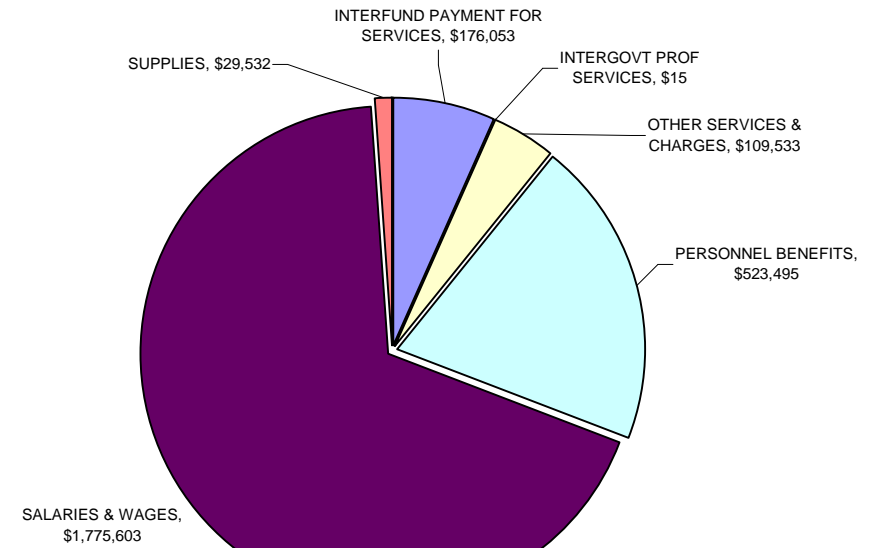
INTERFUND PAYMENT FOR SERVICES	\$423,954
OTHER FINANCING USES	\$0
OTHER SERVICES & CHARGES	\$184,179
PERSONNEL BENEFITS	\$804,063
SALARIES & WAGES	\$2,647,337
SUPPLIES	\$95,639
Grand Total	\$4,155,172

City of Spokane
Budget Analysis

General Fund; Public Defender Department
2009 Budget - Revenue



General Fund; Public Defender Department
2009 Budget - Expense



General Fund, Public Defender Department, 2009 Budget - Revenue

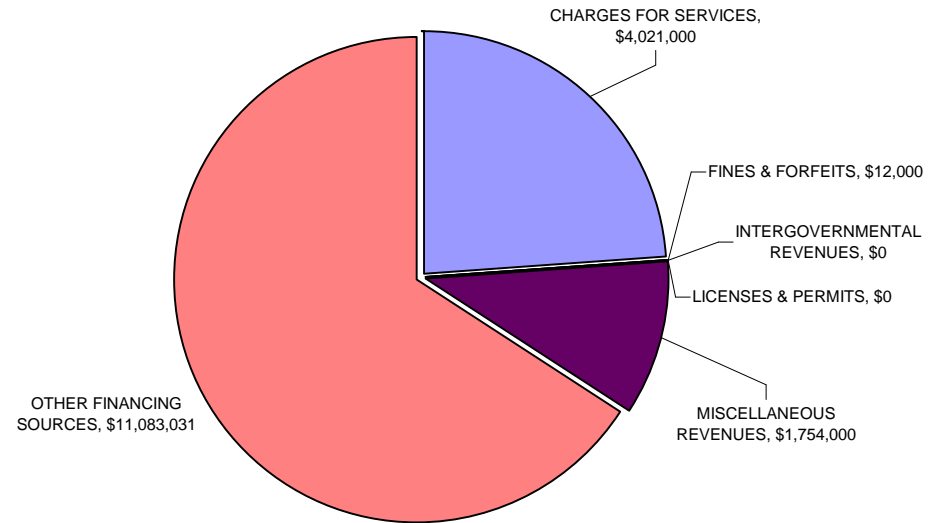
FINES & FORFEITS	\$0
INTERGOVERNMENTAL REVENUES	\$228,435
MISCELLANEOUS REVENUES	\$6,000
Grand Total	\$234,435

General Fund, Public Defender Department, 2009 Budget - Expense

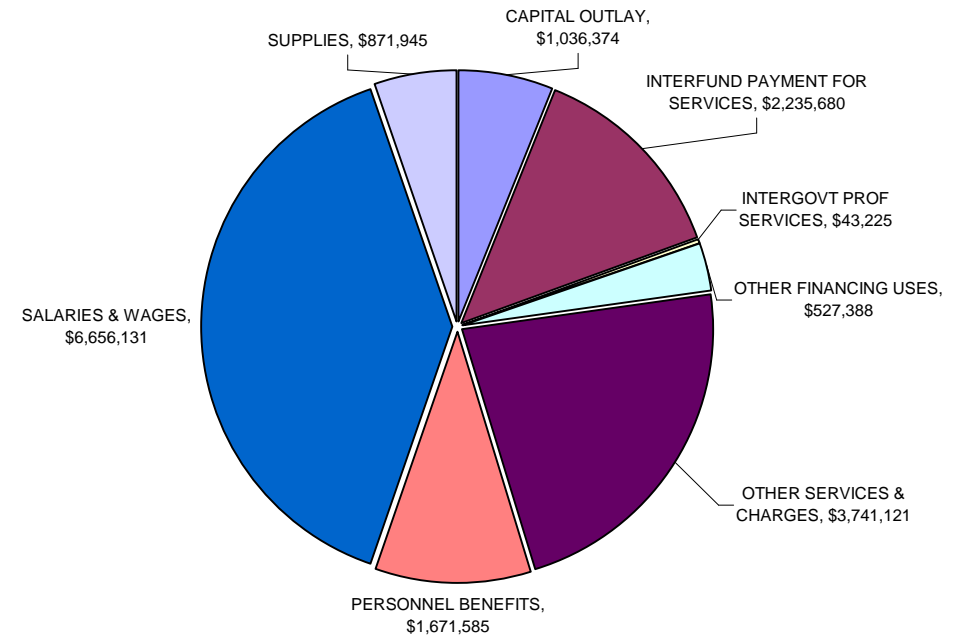
INTERFUND PAYMENT FOR SERVICES	\$176,053
INTERGOVT PROF SERVICES	\$15
OTHER SERVICES & CHARGES	\$109,533
PERSONNEL BENEFITS	\$523,495
SALARIES & WAGES	\$1,775,603
SUPPLIES	\$29,532
Grand Total	\$2,614,231

**City of Spokane
Budget Analysis**

**Special Revenue Fund; Parks Department
2009 Budget - Revenue**



**Special Revenue Fund; Parks Department
2009 Budget - Expense**

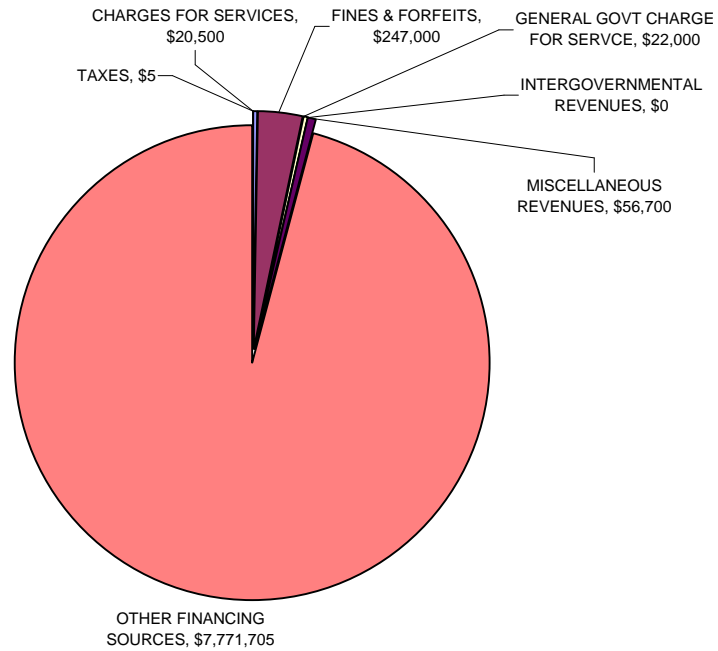


Parks Department, Revenue	
CHARGES FOR SERVICES	\$4,021,000
FINES & FORFEITS	\$12,000
INTERGOVERNMENTAL REVENUES	\$0
LICENSES & PERMITS	\$0
MISCELLANEOUS REVENUES	\$1,754,000
OTHER FINANCING SOURCES	\$11,083,031
Grand Total	\$16,870,031

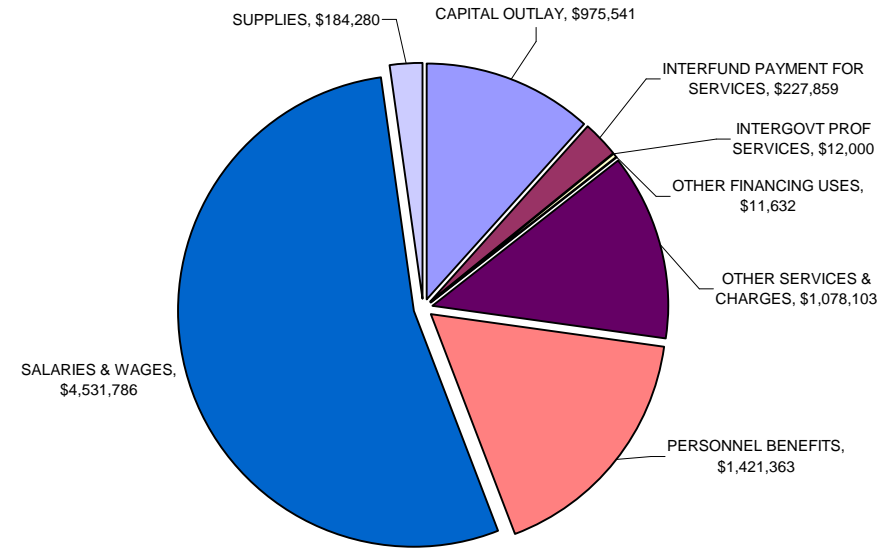
Parks Department, Expense	
CAPITAL OUTLAY	\$1,036,374
INTERFUND PAYMENT FOR SERVICES	\$2,235,680
INTERGOVT PROF SERVICES	\$43,225
OTHER FINANCING USES	\$527,388
OTHER SERVICES & CHARGES	\$3,741,121
PERSONNEL BENEFITS	\$1,671,585
SALARIES & WAGES	\$6,656,131
SUPPLIES	\$871,945
Grand Total	\$16,783,449

City of Spokane
Budget Analysis

Special Revenue Fund; Library Department
2009 Budget - Revenue



Special Revenue Fund; Library Department
2009 Budget - Expense

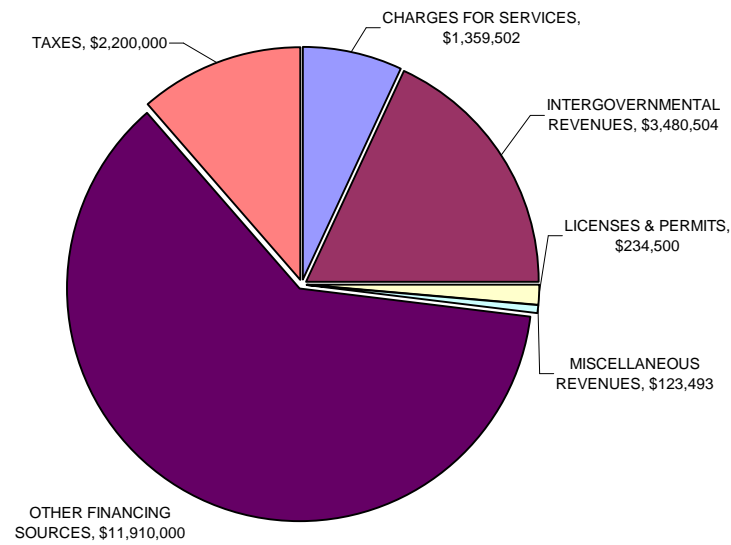


Library Department, Revenue	
CHARGES FOR SERVICES	\$20,500
FINES & FORFEITS	\$247,000
GENERAL GOVT CHARGE FOR SERVICE	\$22,000
INTERGOVERNMENTAL REVENUES	\$0
MISCELLANEOUS REVENUES	\$56,700
OTHER FINANCING SOURCES	\$7,771,705
TAXES	\$5
Grand Total	\$8,117,910

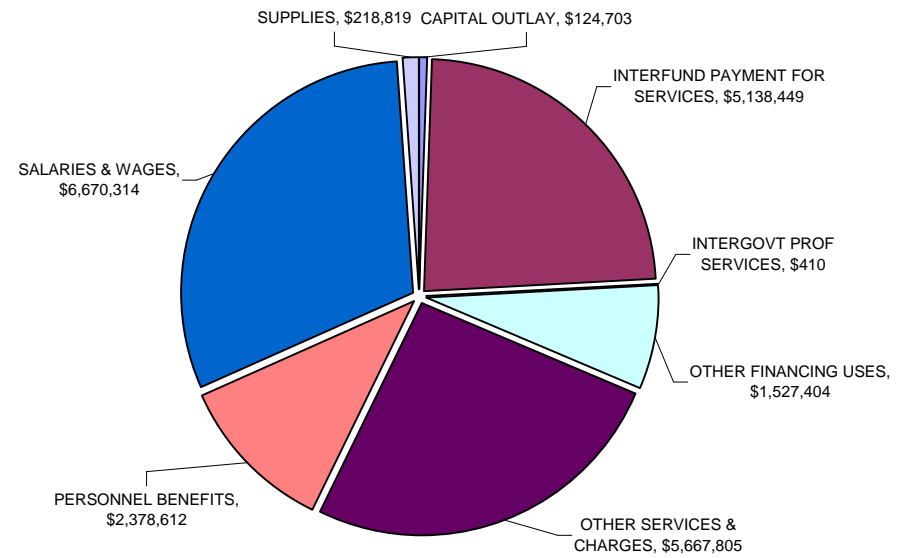
Library Department, Expense	
CAPITAL OUTLAY	\$975,541
INTERFUND PAYMENT FOR SERVICES	\$227,859
INTERGOVT PROF SERVICES	\$12,000
OTHER FINANCING USES	\$11,632
OTHER SERVICES & CHARGES	\$1,078,103
PERSONNEL BENEFITS	\$1,421,363
SALARIES & WAGES	\$4,531,786
SUPPLIES	\$184,280
Grand Total	\$8,442,564

City of Spokane
Budget Analysis

Special Revenue Fund; Streets Department
2009 Budget - Revenue



Special Revenue Fund; Streets Department
2009 Budget - Expense



Streets Department, Revenue

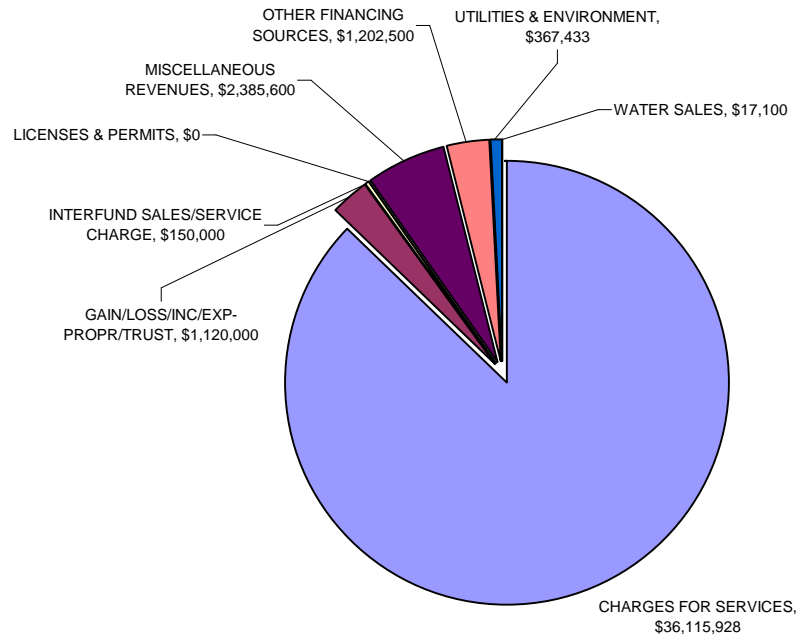
CHARGES FOR SERVICES	\$1,359,502
INTERGOVERNMENTAL REVENUES	\$3,480,504
LICENSES & PERMITS	\$234,500
MISCELLANEOUS REVENUES	\$123,493
OTHER FINANCING SOURCES	\$11,910,000
TAXES	\$2,200,000
Grand Total	\$19,307,999

Streets Department, Expense

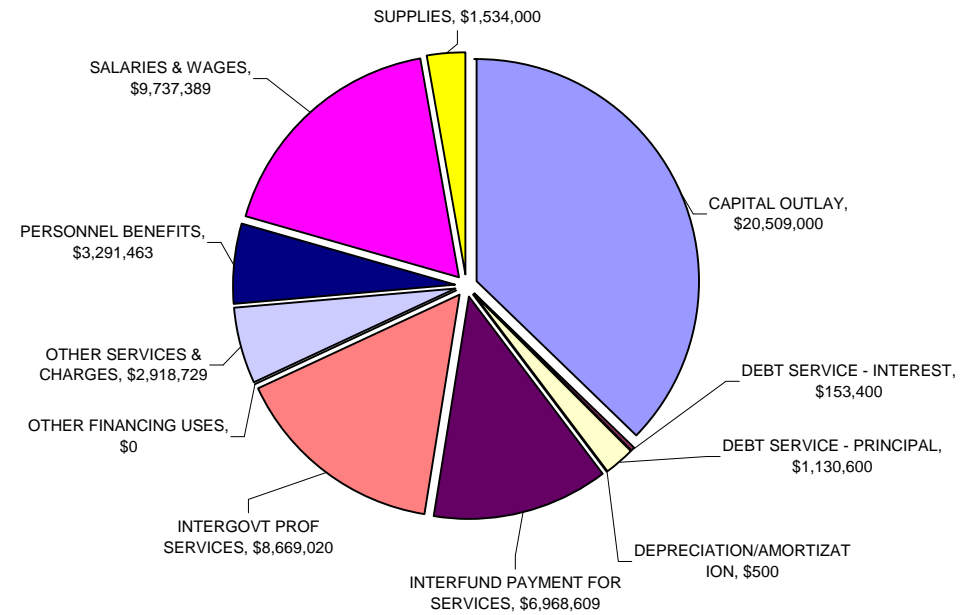
CAPITAL OUTLAY	\$124,703
INTERFUND PAYMENT FOR SERVICES	\$5,138,449
INTERGOVT PROF SERVICES	\$410
OTHER FINANCING USES	\$1,527,404
OTHER SERVICES & CHARGES	\$5,667,805
PERSONNEL BENEFITS	\$2,378,612
SALARIES & WAGES	\$6,670,314
SUPPLIES	\$218,819
Grand Total	\$21,726,516

City of Spokane
Budget Analysis

Enterprise Fund; Water Division
2009 Budget - Revenue



Enterprise Fund; Water Division
2009 Budget - Expense

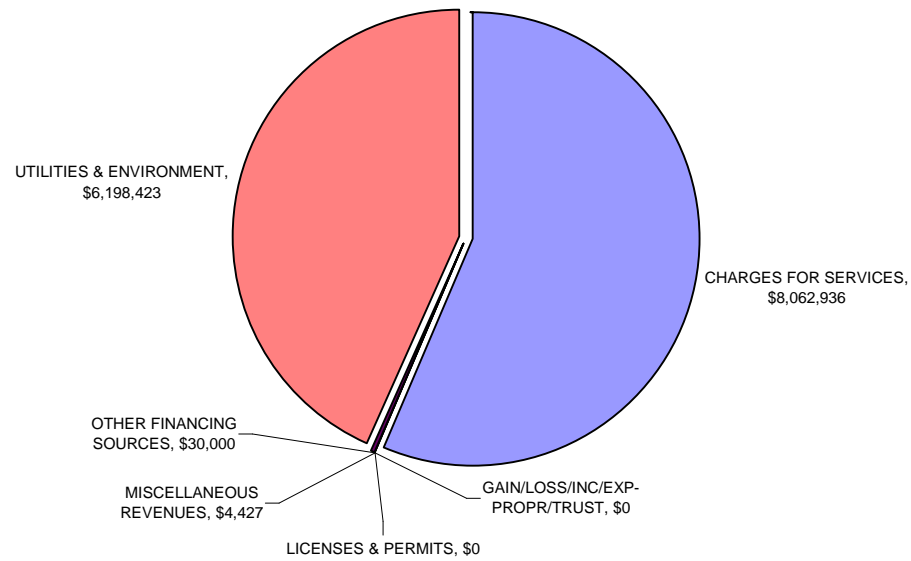


Water Division, Revenue	
CHARGES FOR SERVICES	\$36,115,928
GAIN/LOSS/INC/EXP-PROPR/TRUST	\$1,120,000
INTERFUND SALES/SERVICE CHARGE	\$150,000
LICENSES & PERMITS	\$0
MISCELLANEOUS REVENUES	\$2,385,600
OTHER FINANCING SOURCES	\$1,202,500
UTILITIES & ENVIRONMENT	\$367,433
WATER SALES	\$17,100
Grand Total	\$41,358,561

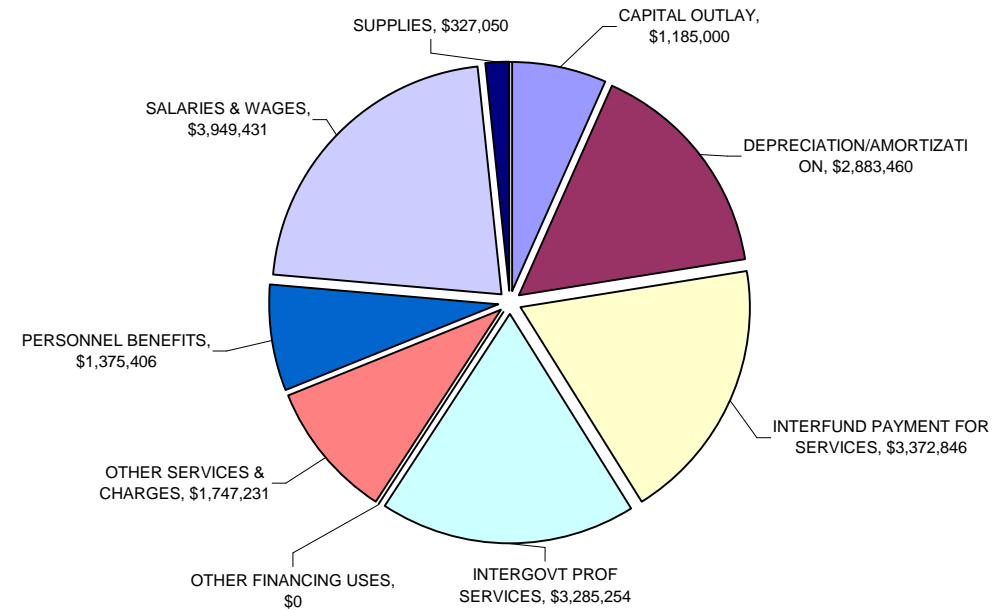
Water Division, Expense	
CAPITAL OUTLAY	\$20,509,000
DEBT SERVICE - INTEREST	\$153,400
DEBT SERVICE - PRINCIPAL	\$1,130,600
DEPRECIATION/AMORTIZATION	\$500
INTERFUND PAYMENT FOR SERVICES	\$6,968,609
INTERGOVT PROF SERVICES	\$8,669,020
OTHER FINANCING USES	\$0
OTHER SERVICES & CHARGES	\$2,918,729
PERSONNEL BENEFITS	\$3,291,463
SALARIES & WAGES	\$9,737,389
SUPPLIES	\$1,534,000
Grand Total	\$54,912,710

City of Spokane
Budget Analysis

Enterprise Fund; Sewer Maintenance Division
2009 Budget - Revenue



Enterprise Fund; Sewer Maintenance Division
2009 Budget - Expense

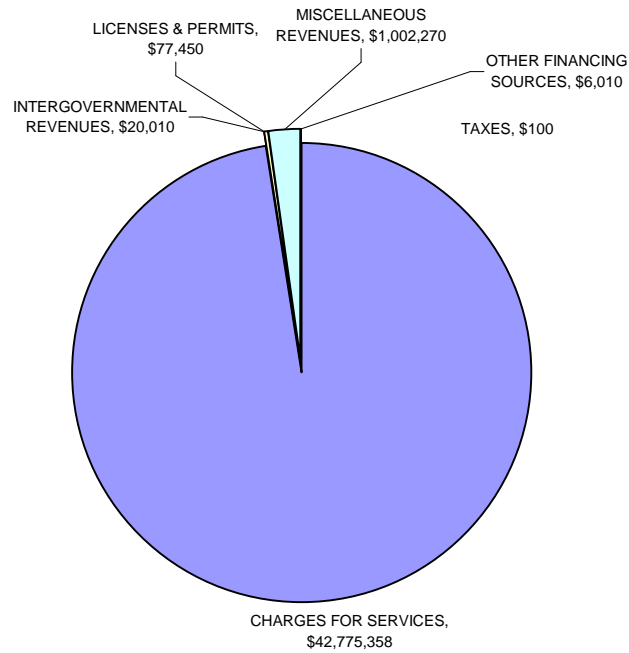


Sewer Maintenance Division, Revenue	
CHARGES FOR SERVICES	\$8,062,936
GAIN/LOSS/INC/EXP-PROPR/TRUST	\$0
LICENSES & PERMITS	\$0
MISCELLANEOUS REVENUES	\$4,427
OTHER FINANCING SOURCES	\$30,000
UTILITIES & ENVIRONMENT	\$6,198,423
Grand Total	\$14,295,786

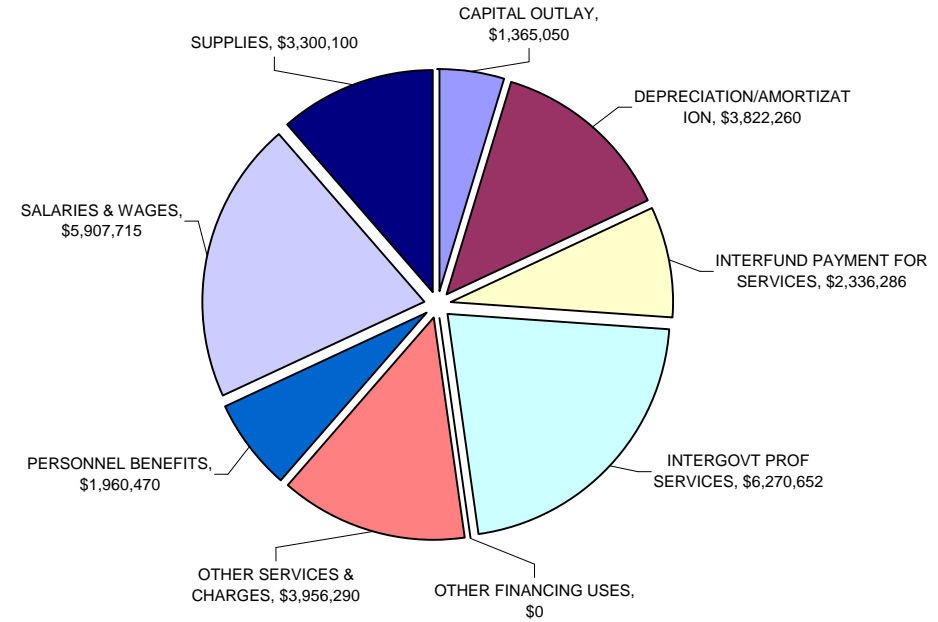
Sewer Maintenance Division, Expense	
CAPITAL OUTLAY	\$1,185,000
DEPRECIATION/AMORTIZATION	\$2,883,460
INTERFUND PAYMENT FOR SERVICES	\$3,372,846
INTERGOVT PROF SERVICES	\$3,285,254
OTHER FINANCING USES	\$0
OTHER SERVICES & CHARGES	\$1,747,231
PERSONNEL BENEFITS	\$1,375,406
SALARIES & WAGES	\$3,949,431
SUPPLIES	\$327,050
Grand Total	\$18,125,678

City of Spokane
Budget Analysis

Enterprise Fund; Wastewater Treatment Plant Department
2009 Budget - Revenue



Enterprise Fund; Wastewater Treatment Plant Department
2009 Budget - Revenue



Wastewater Treatment Plant Department, Revenue

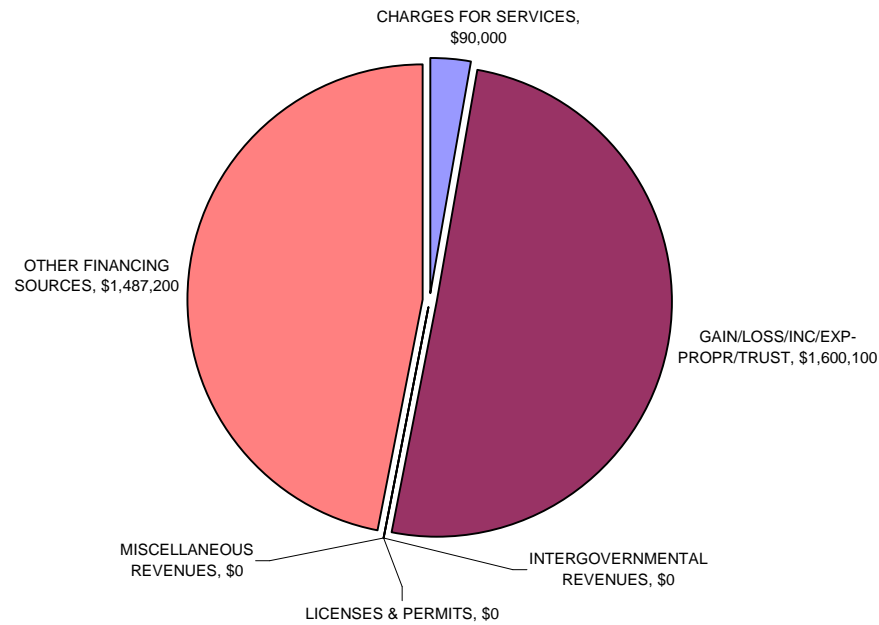
CHARGES FOR SERVICES	\$42,775,358
INTERGOVERNMENTAL REVENUES	\$20,010
LICENSES & PERMITS	\$77,450
MISCELLANEOUS REVENUES	\$1,002,270
OTHER FINANCING SOURCES	\$6,010
TAXES	\$100
Grand Total	\$43,881,198

Wastewater Treatment Plant Department, Expense

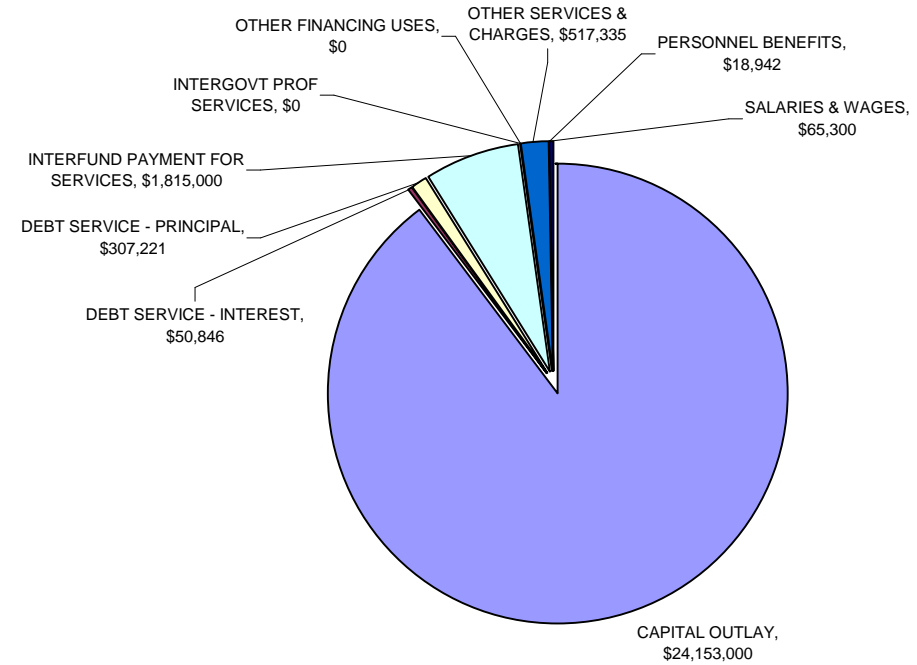
CAPITAL OUTLAY	\$1,365,050
DEPRECIATION/AMORTIZATION	\$3,822,260
INTERFUND PAYMENT FOR SERVICES	\$2,336,286
INTERGOVT PROF SERVICES	\$6,270,652
OTHER FINANCING USES	\$0
OTHER SERVICES & CHARGES	\$3,956,290
PERSONNEL BENEFITS	\$1,960,470
SALARIES & WAGES	\$5,907,715
SUPPLIES	\$3,300,100
Grand Total	\$28,918,823

City of Spokane
Budget Analysis

Enterprise Fund; Sewer Construction Department
2009 Budget - Revenue



Enterprise Fund; Sewer Construction Department
2009 Budget - Expense

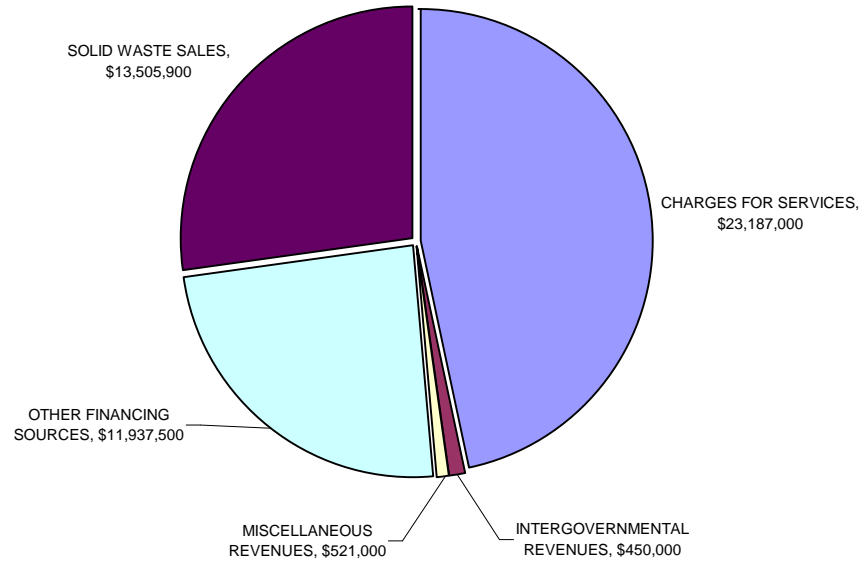


Sewer Construction Department, Revenue	
CHARGES FOR SERVICES	\$90,000
GAIN/LOSS/INC/EXP-PROPR/TRUST	\$1,600,100
INTERGOVERNMENTAL REVENUES	\$0
LICENSES & PERMITS	\$0
MISCELLANEOUS REVENUES	\$0
OTHER FINANCING SOURCES	\$1,487,200
Grand Total	\$3,177,300

Sewer Construction Department, Expense	
CAPITAL OUTLAY	\$24,153,000
DEBT SERVICE - INTEREST	\$50,846
DEBT SERVICE - PRINCIPAL	\$307,221
INTERFUND PAYMENT FOR SERVICES	\$1,815,000
INTERGOVT PROF SERVICES	\$0
OTHER FINANCING USES	\$0
OTHER SERVICES & CHARGES	\$517,335
PERSONNEL BENEFITS	\$18,942
SALARIES & WAGES	\$65,300
Grand Total	\$26,927,644

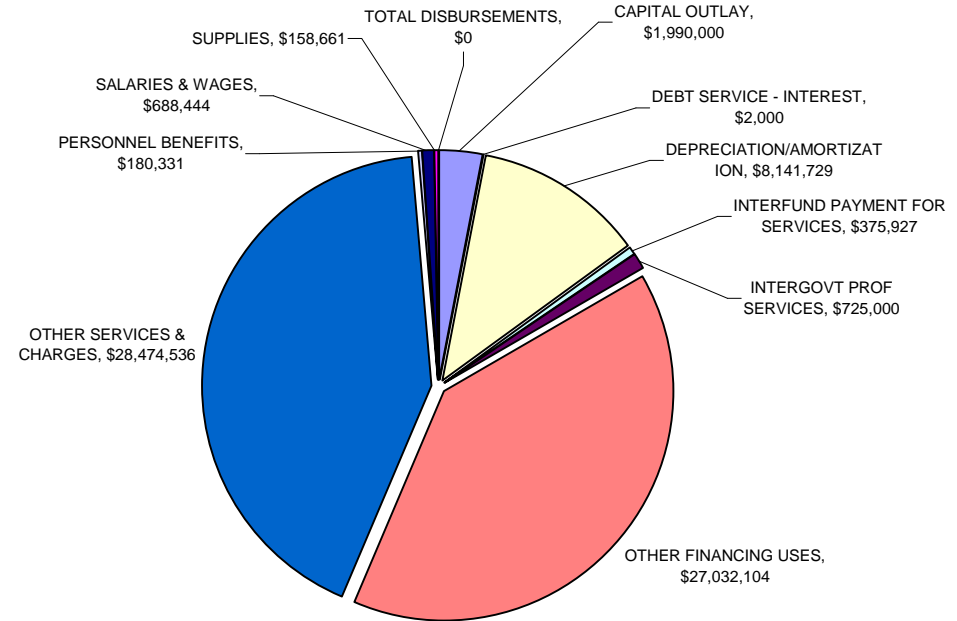
City of Spokane
Budget Analysis

Enterprise Fund; Solid Waste Disposal Construction Department
2009 Budget - Revenue



Solid Waste Disposal Construction Department, Revenue	
CHARGES FOR SERVICES	\$23,187,000
INTERGOVERNMENTAL REVENUES	\$450,000
MISCELLANEOUS REVENUES	\$521,000
OTHER FINANCING SOURCES	\$11,937,500
SOLID WASTE SALES	\$13,505,900
Grand Total	\$49,601,400

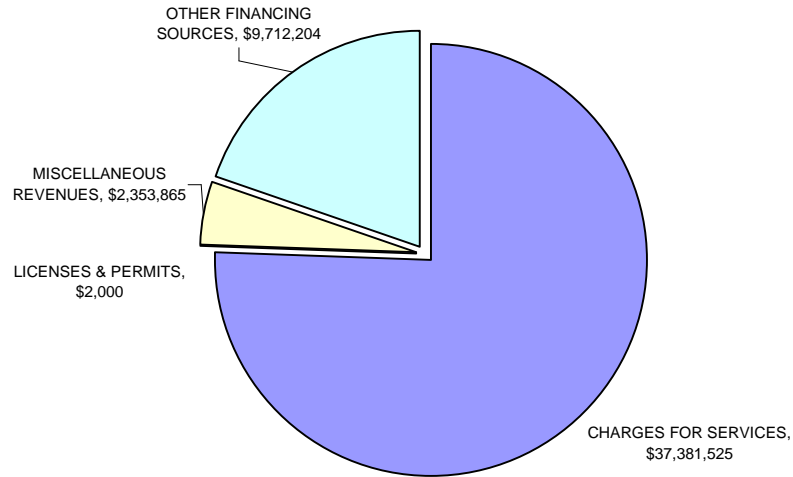
Enterprise Fund; Solid Waste Disposal Construction Department
2009 Budget - Expense



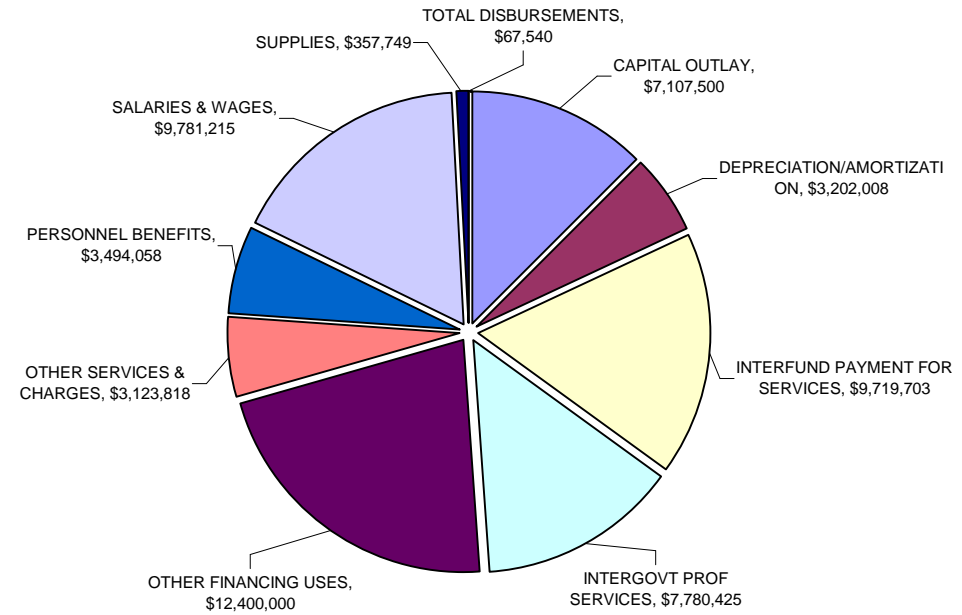
Solid Waste Disposal Construction Department, Expense	
CAPITAL OUTLAY	\$1,990,000
DEBT SERVICE - INTEREST	\$2,000
DEPRECIATION/AMORTIZATION	\$8,141,729
INTERFUND PAYMENT FOR SERVICES	\$375,927
INTERGOVT PROF SERVICES	\$725,000
OTHER FINANCING USES	\$27,032,104
OTHER SERVICES & CHARGES	\$28,474,536
PERSONNEL BENEFITS	\$180,331
SALARIES & WAGES	\$688,444
SUPPLIES	\$158,661
TOTAL DISBURSEMENTS	\$0
Grand Total	\$67,768,732

**City of Spokane
Budget Analysis**

**Enterprise Fund; Solid Waste Management Department
2009 Budget - Revenue**



**Enterprise Fund; Solid Waste Management Department
2009 Budget - Expense**

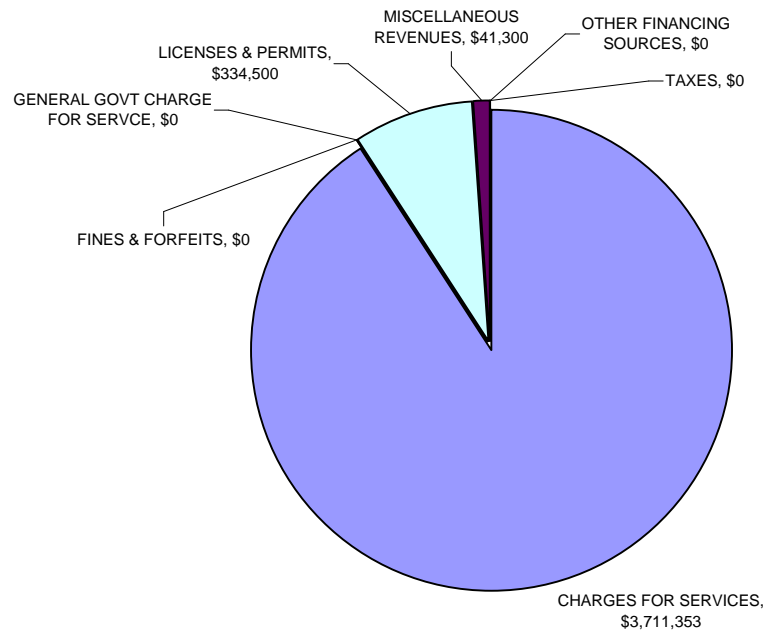


Solid Waste Management Department, Revenue	
CHARGES FOR SERVICES	\$37,381,525
LICENSES & PERMITS	\$2,000
MISCELLANEOUS REVENUES	\$2,353,865
OTHER FINANCING SOURCES	\$9,712,204
Grand Total	\$49,449,594

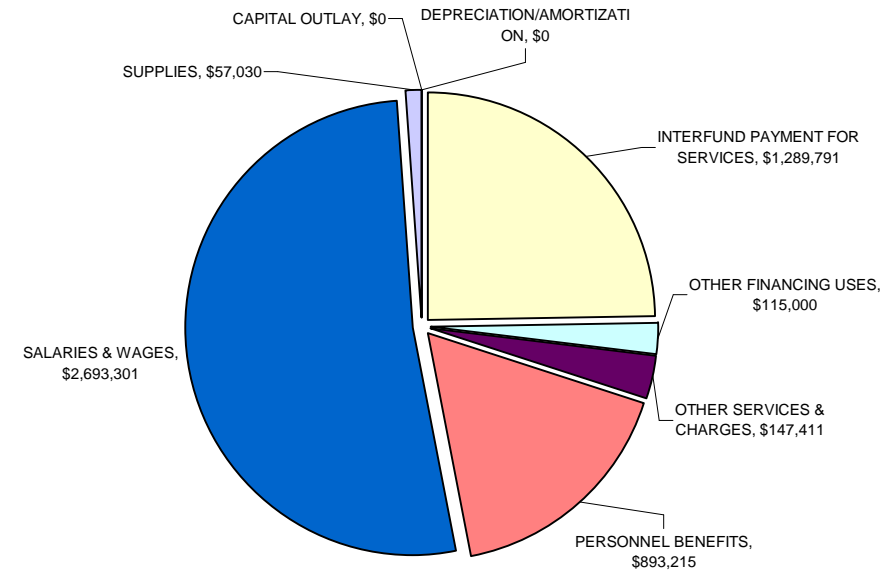
Solid Waste Management Department, Expense	
CAPITAL OUTLAY	\$7,107,500
DEPRECIATION/AMORTIZATION	\$3,202,008
INTERFUND PAYMENT FOR SERVICES	\$9,719,703
INTERGOVT PROF SERVICES	\$7,780,425
OTHER FINANCING USES	\$12,400,000
OTHER SERVICES & CHARGES	\$3,123,818
PERSONNEL BENEFITS	\$3,494,058
SALARIES & WAGES	\$9,781,215
SUPPLIES	\$357,749
TOTAL DISBURSEMENTS	\$67,540
Grand Total	\$57,034,016

City of Spokane
Budget Analysis

Enterprise Fund; Building Services Department
2009 Budget - Revenue



Enterprise Fund; Building Services Department
2009 Budget - Expense



Building Services Department, Revenue

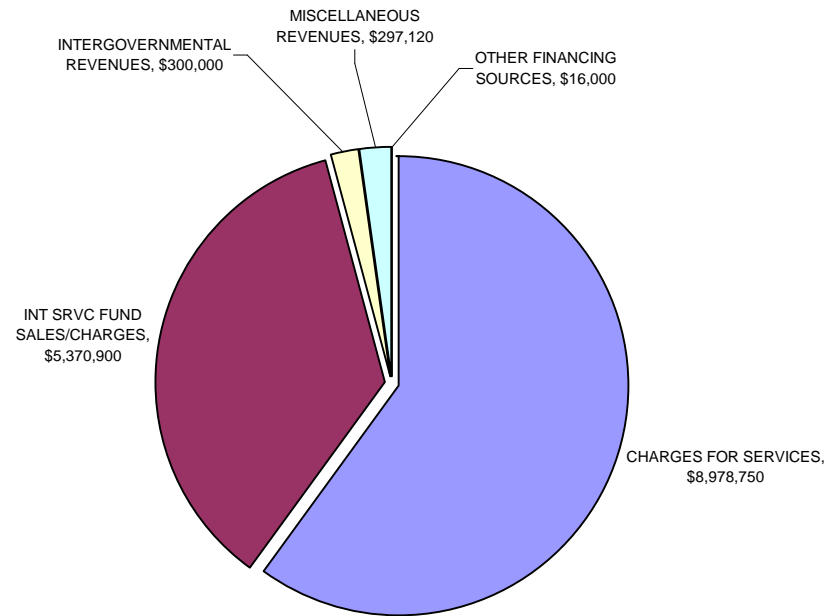
CHARGES FOR SERVICES	\$3,711,353
FINES & FORFEITS	\$0
GENERAL GOVT CHARGE FOR SERVICE	\$0
LICENSES & PERMITS	\$334,500
MISCELLANEOUS REVENUES	\$41,300
OTHER FINANCING SOURCES	\$0
TAXES	\$0
Grand Total	\$4,087,153

Building Services Department, Expense

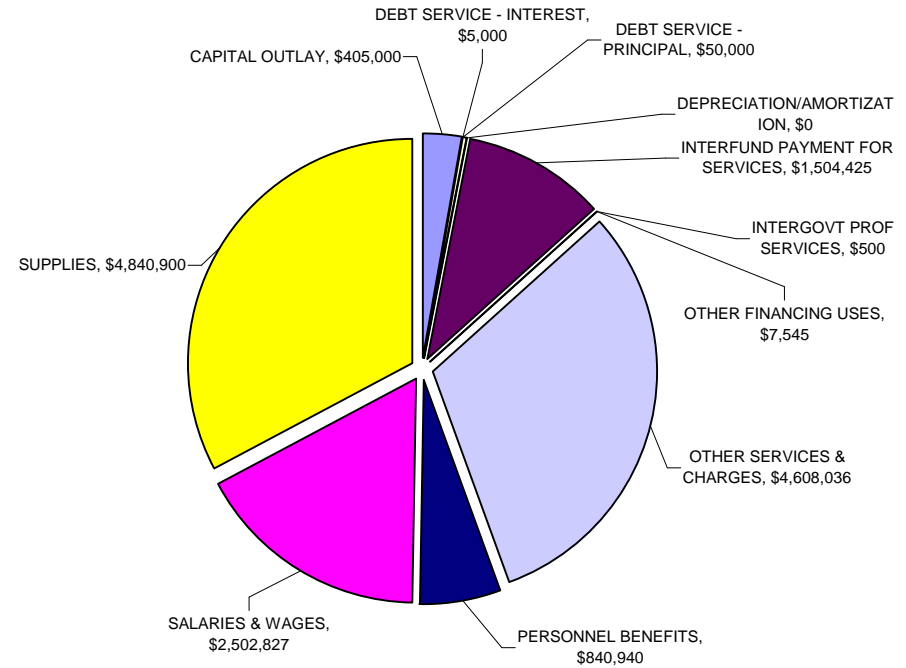
CAPITAL OUTLAY	\$0
DEPRECIATION/AMORTIZATION	\$0
INTERFUND PAYMENT FOR SERVICES	\$1,289,791
OTHER FINANCING USES	\$115,000
OTHER SERVICES & CHARGES	\$147,411
PERSONNEL BENEFITS	\$893,215
SALARIES & WAGES	\$2,693,301
SUPPLIES	\$57,030
Grand Total	\$5,195,748

City of Spokane
Budget Analysis

Internal Service Fund; Fleet Services Department
2009 Budget - Revenue



Internal Service Fund; Fleet Services Department
2009 Budget - Expense



Fleet Services Department, Revenue

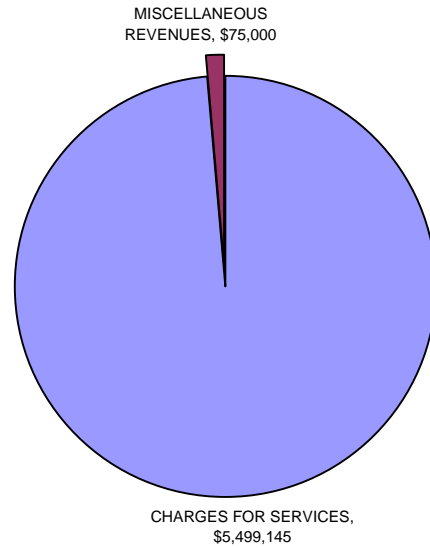
CHARGES FOR SERVICES	\$8,978,750
INT SRVC FUND SALES/CHARGES	\$5,370,900
INTERGOVERNMENTAL REVENUES	\$300,000
MISCELLANEOUS REVENUES	\$297,120
OTHER FINANCING SOURCES	\$16,000
Grand Total	\$14,962,770

Fleet Services Department, Expense

CAPITAL OUTLAY	\$405,000
DEBT SERVICE - INTEREST	\$5,000
DEBT SERVICE - PRINCIPAL	\$50,000
DEPRECIATION/AMORTIZATION	\$0
INTERFUND PAYMENT FOR SERVICES	\$1,504,425
INTERGOVT PROF SERVICES	\$500
OTHER FINANCING USES	\$7,545
OTHER SERVICES & CHARGES	\$4,608,036
PERSONNEL BENEFITS	\$840,940
SALARIES & WAGES	\$2,502,827
SUPPLIES	\$4,840,900
Grand Total	\$14,765,173

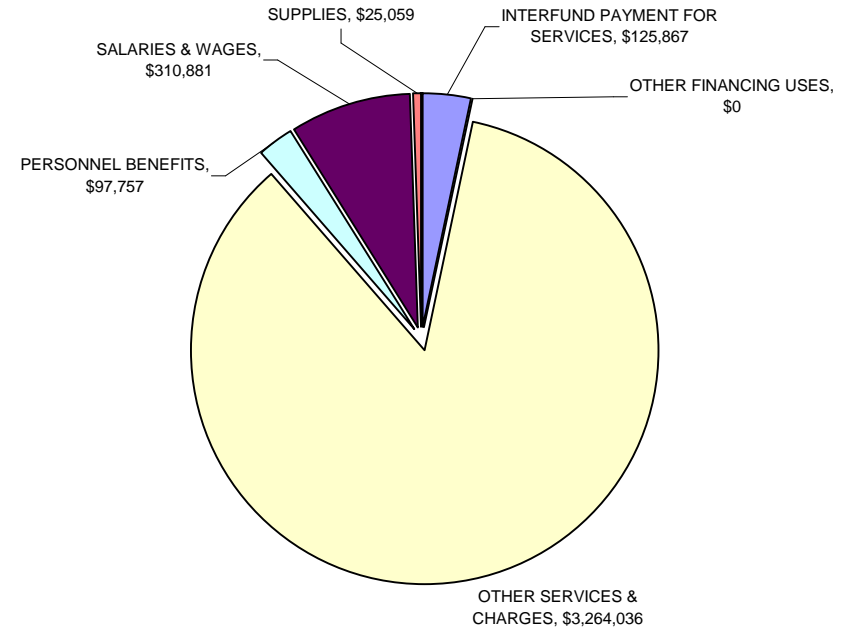
City of Spokane
Budget Analysis

Internal Service Fund; Workers Compensation Department
2009 Budget - Revenue



Workers Compensation Department, Revenue	
CHARGES FOR SERVICES	\$5,499,145
MISCELLANEOUS REVENUES	\$75,000
Grand Total	\$5,574,145

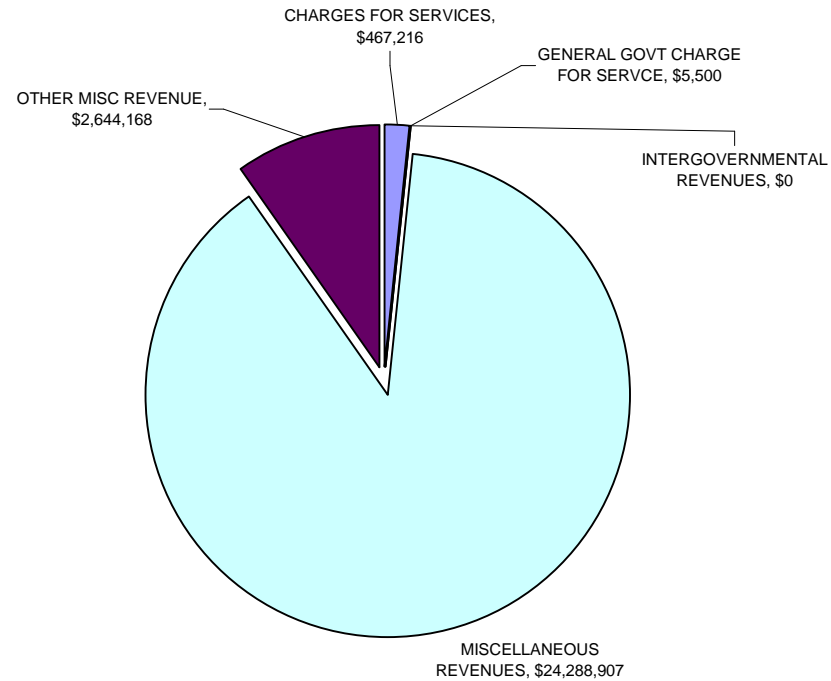
Internal Service Fund; Workers Compensation Department
2009 Budget - Expense



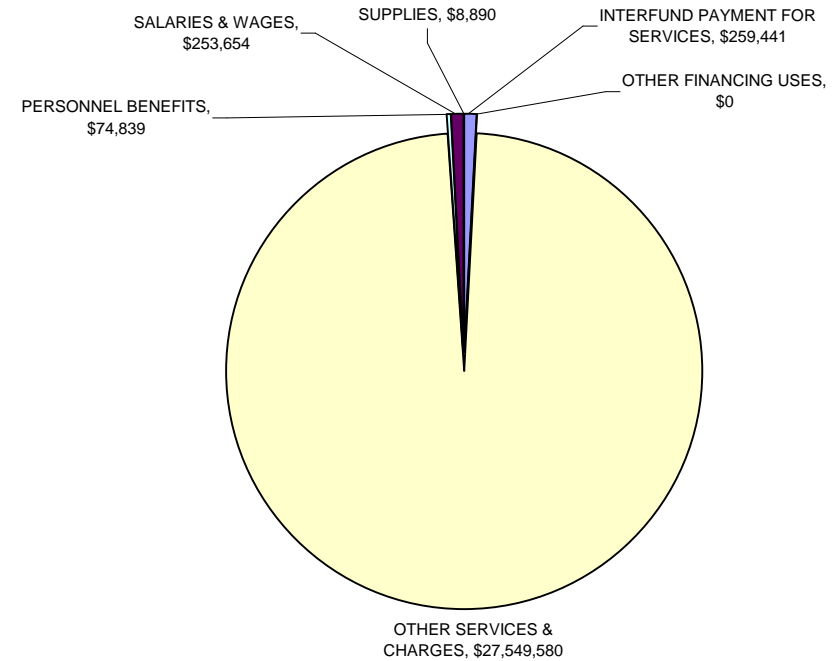
Workers Compensation Department, Expense	
INTERFUND PAYMENT FOR SERVICES	\$125,867
OTHER FINANCING USES	\$0
OTHER SERVICES & CHARGES	\$3,264,036
PERSONNEL BENEFITS	\$97,757
SALARIES & WAGES	\$310,881
SUPPLIES	\$25,059
Grand Total	\$3,823,600

City of Spokane
Budget Analysis

Internal Service Fund; Employee Benefits Department
2009 Budget - Revenue



Internal Service Fund; Employee Benefits Department
2009 Budget - Expense



Employee Benefits Department, Revenue

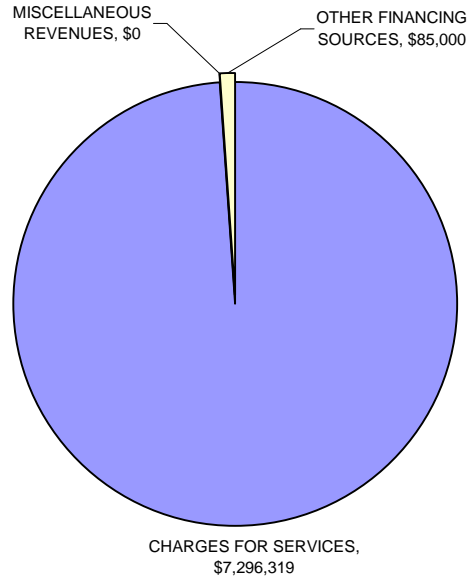
CHARGES FOR SERVICES	\$467,216
GENERAL GOVT CHARGE FOR SERVICE	\$5,500
INTERGOVERNMENTAL REVENUES	\$0
MISCELLANEOUS REVENUES	\$24,288,907
OTHER MISC REVENUE	\$2,644,168
Grand Total	\$27,405,791

Employee Benefits Department, Expense

INTERFUND PAYMENT FOR SERVICES	\$259,441
OTHER FINANCING USES	\$0
OTHER SERVICES & CHARGES	\$27,549,580
PERSONNEL BENEFITS	\$74,839
SALARIES & WAGES	\$253,654
SUPPLIES	\$8,890
Grand Total	\$28,146,404

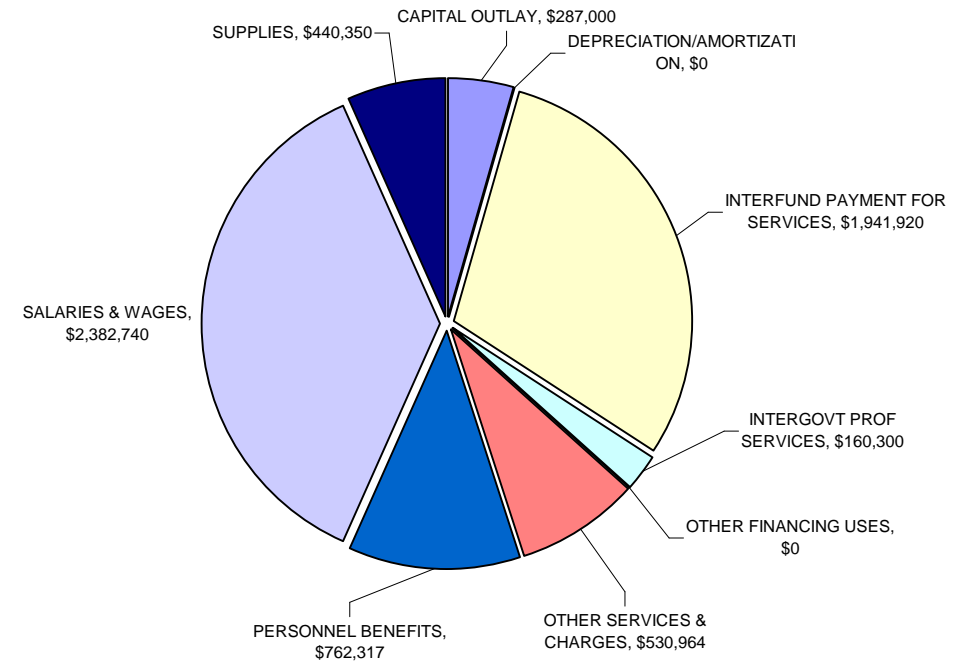
City of Spokane
Budget Analysis

Internal Service Fund; Public Works and Utilities Department
2009 Budget - Revenue



Public Works and Utilities Department, Revenue	
CHARGES FOR SERVICES	\$7,296,319
MISCELLANEOUS REVENUES	\$0
OTHER FINANCING SOURCES	\$85,000
Grand Total	\$7,381,319

Internal Service Fund; Public Works and Utilities Department
2009 Budget - Expense



Public Works and Utilities Department, Expense	
CAPITAL OUTLAY	\$287,000
DEPRECIATION/AMORTIZATION	\$0
INTERFUND PAYMENT FOR SERVICES	\$1,941,920
INTERGOVT PROF SERVICES	\$160,300
OTHER FINANCING USES	\$0
OTHER SERVICES & CHARGES	\$530,964
PERSONNEL BENEFITS	\$762,317
SALARIES & WAGES	\$2,382,740
SUPPLIES	\$440,350
Grand Total	\$6,505,591